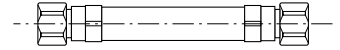


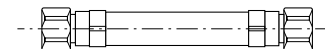
# Product hoses for airspray pressures



## HOSE CONFIGURATION

| Material          |   | Black synthetic (RMA B ORS) with nylon 11 core |  |
|-------------------|---|--|--|
| Color             | Black   | Black  |  |
| Internal diameter | <b>1/4" (6.35 mm)</b>                                   | <b>3/8" (9.5 mm)</b>                           |  |
| Max pressure:     | 750 psi (50 bar)  | 750 psi (50 bar)                               |  |
| Temperature       | up to 190 °F (85°C)                                     | up to 190 °F (85°C)                            |  |
| Part number       | Description   | Part number                                    | Description                                  |
| 668-362-000       | Hose, fluid, 1/4, per foot                              | 668-363-000                                    | Hose, fluid, 3/8, per foot                   |
| 668-362-100       | Hose, fluid, 1/4, 750 psi, 100ft c/w 3/8 npsf           | 668-363-110                                    | Hose, fluid, 3/8, 750 psi, 10ft c/w 3/8 npsf |
| 668-362-103       | Hose, fluid, 1/4, 750 psi, 3ft c/w 3/8 npsf             | 668-363-116                                    | Hose, fluid, 3/8, 750 psi, 16ft c/w 3/8 npsf |
| 668-362-105       | Hose, fluid, 1/4, 750 psi, 5ft c/w 3/8 npsf             | 668-363-120                                    | Hose, fluid, 3/8, 750 psi, 20ft c/w 3/8 npsf |
| 668-362-106       | Hose, fluid, 1/4, 750 psi, 6ft c/w 3/8 npsf             | 668-363-125                                    | Hose, fluid, 3/8, 750 psi, 25ft c/w 3/8 npsf |
| 668-362-110       | Hose, fluid, 1/4, 750 psi, 10ft c/w 3/8 npsf            | 668-363-130                                    | Hose, fluid, 3/8, 750 psi, 30ft c/w 3/8 npsf |
| 668-362-116       | Hose, fluid, 1/4, 750 psi, 16ft c/w 3/8 npsf            | 668-363-132                                    | Hose, fluid, 3/8, 750 psi, 32ft c/w 3/8 npsf |
| 668-362-120       | Hose, fluid, 1/4, 750 psi, 20ft c/w 3/8 npsf            | 668-363-135                                    | Hose, fluid, 3/8, 750 psi, 35ft c/w 3/8 npsf |
| 668-362-125       | Hose, fluid, 1/4, 750 psi, 25ft c/w 3/8 npsf            | 668-363-140                                    | Hose, fluid, 3/8, 750 psi, 40ft c/w 3/8 npsf |
| 668-362-130       | Hose, fluid, 1/4, 750 psi, 30ft c/w 3/8 npsf            | 668-363-150                                    | Hose, fluid, 3/8, 750 psi, 50ft c/w 3/8 npsf |
| 668-362-132       | Hose, fluid, 1/4, 750 psi, 32ft c/w 3/8 npsf            | 668-363-160                                    | Hose, fluid, 3/8, 750 psi, 60ft c/w 3/8 npsf |
| 668-362-135       | Hose, fluid, 1/4, 750 psi, 35ft c/w 3/8 npsf            |  |  |
| 668-362-140       | Hose, fluid, 1/4, 750 psi, 40ft c/w 3/8 npsf            |  |  |
| 668-362-150       | Hose, fluid, 1/4, 750 psi, 50ft c/w 3/8 npsf            |  |  |
| 668-362-155       | Hose, fluid, 1/4, 750 psi, 55ft c/w 3/8 npsf            |  |  |
| 668-362-175       | Hose, fluid, 1/4, 750 psi, 75ft c/w 3/8 npsf            |  |  |
| 668-362-216       | Hose, fluid, 1/4, 750 psi, 16ft c/w 1/4 npsf x 3/8 npsf |  |  |
| 668-362-225       | Hose, fluid, 1/4, 750 psi, 25ft c/w 1/4 npsf x 3/8 npsf |  |  |
| 668-362-232       | Hose, fluid, 1/4, 750 psi, 32ft c/w 1/4 npsf x 3/8 npsf |  |  |
| 668-362-325       | Hose, fluid, 1/4, 750 psi, 25ft c/w 1/4 npsf            |  |  |

## Air hoses



### HOSE CONFIGURATION

| Material          | Polyurethane                                  | Nitrile             |   |
|-------------------|---|---------------------|---|
| Color             | Phosphor                                      | Black               |   |
| Internal diameter | <b>1/4" (6.35 mm)</b>                         | <b>5/16" (8 mm)</b> |   |
| Max pressure:     | 200 psi (14 bar)                              | 145 psi (10 bar)    |   |
| Conductive        | Yes   | Yes                 |   |
| Part number       | Description                                   | Part number         | Description                               |
| 82-2725-00        | Hose, air, 1/4, (6.35mm) polyurethane,perfoot | 050-389-002         | Hose, air, 5/16, (8mm) 100m, 328ft        |
| 82-2725-03        | Hose, air, 1/4, (6.35mm) 3ft, c/w 1/4 npsf    | 668-387-000         | Hose, air, 5/16, (8mm) per foot           |
| 82-2725-05        | Hose, air, 1/4, (6.35mm) 5ft, c/w 1/4 npsf    | 050-389-101         | Hose, air, 5/16, (8mm) 16ft, c/w 1/4 npsf |
| 82-2725-10        | Hose, air, 1/4, (6.35mm) 10ft, c/w 1/4 npsf   | 050-389-102         | Hose, air, 5/16, (8mm) 32ft, c/w 1/4 npsf |
| 82-2725-16        | Hose, air, 1/4, (6.35mm) 16ft, c/w 1/4 npsf   | 050-389-103         | Hose, air, 5/16, (8mm) 25ft, c/w 1/4 npsf |
| 82-2725-25        | Hose, air, 1/4, (6.35mm) 25ft, c/w 1/4 npsf   | 668-395-102         | Hose, air, 5/16, (8mm) 2ft, c/w 1/4 npsf  |
| 82-2725-28        | Hose, air, 1/4, (6.35mm) 28ft, c/w 1/4 npsf   | 668-395-103         | Hose, air, 5/16, (8mm) 3ft, c/w 1/4 npsf  |
| 82-2725-32        | Hose, air, 1/4, (6.35mm) 32ft, c/w 1/4 npsf   | 668-395-105         | Hose, air, 5/16, (8mm) 5ft, c/w 1/4 npsf  |
| 82-2725-35        | Hose, air, 1/4, (6.35mm) 35ft, c/w 1/4 npsf   | 668-395-110         | Hose, air, 5/16, (8mm) 10ft, c/w 1/4 npsf |
| 82-2725-40        | Hose, air, 1/4, (6.35mm) 40ft, c/w 1/4 npsf   | 668-395-128         | Hose, air, 5/16, (8mm) 28ft, c/w 1/4 npsf |
| 82-2725-50        | Hose, air, 1/4, (6.35mm) 50ft, c/w 1/4 npsf   | 668-395-150         | Hose, air, 5/16, (8mm) 50ft, c/w 1/4 npsf |
| 82-2725-65        | Hose, air, 1/4, (6.35mm) 65ft, c/w 1/4 npsf   | 668-395-160         | Hose, air, 5/16, (8mm) 60ft, c/w 1/4 npsf |
| 82-2725-75        | Hose, air, 1/4, (6.35mm) 75ft, c/w 1/4 npsf   | 668-395-175         | Hose, air, 5/16, (8mm) 75ft, c/w 1/4 npsf |
| 82-2725-82        | Hose, air, 1/4, (6.35mm) 82ft, c/w 1/4 npsf   |                     |   |
| 82-2725-100       | Hose, air, 1/4, (6.35mm) 100ft, c/w 1/4 npsf  |                     |   |

## Hose sleeve

### PART NUMBERS

| Part number | Description                 |
|-------------|-----------------------------|
| 669-990-101 | Hose sleeve, 16 ft (5m)     |
| 669-990-102 | Hose sleeve, 25 ft (7.5m)   |
| 669-990-103 | Hose sleeve, 32 ft (10m)    |
| 669-990-104 | Hose sleeve, 100 ft (30m)   |
| 669-990-105 | Hose sleeve, 1000 ft (300m) |
| 669-990-106 | Hose sleeve, 50 ft (15m)    |
| 669-990-108 | Hose sleeve, 65 ft (20m)    |

## ■ Fluid hoses for AIRMIX® spraying

- The hoses should be chosen according to the pressure used in the application and electrical conductivity



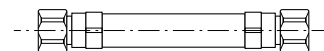
| HOSES CONFIGURATION  |                     |                    |                       |                       |                    |                       |
|--|---------------------|--------------------|-----------------------|-----------------------|--------------------|-----------------------|
| Description  | Part number         |                    |                       |                       |                    |                       |
| <b>Conductive</b>  | NO                  |                    |                       | YES                   |                    |                       |
| Color  | GREY                |                    |                       | BLUE                  |                    |                       |
| Internal diameter mm   | 3.2 (1/8")          | 4.8 (3/16")        | 6.35 (1/4")           | 3.2 (1/8")            | 4.8 (3/16")        | 6.35 (1/4")           |
| Max. operating pressure  | 1740 psi (120 bar)  |                    |                       | 3480 psi (240 bar)    |                    |                       |
| Temperature  | up to 212°F (100°C) |                    |                       |                       |                    |                       |
| 25 m   | 050-450-059         | 050-450-060        | 050-450-070           | -                     | -                  | -                     |
| 100 m  |                     | 050-450-061        | 050-450-071           | -                     | -                  | -                     |
| 300 m  |                     | 050-450-064        | 050-450-072           | -                     | -                  | -                     |
| Fitting alone to crimp   |                     | 905-063-304        | 905-063-305           | -                     | -                  | -                     |
| Fitting alone to screw in                                      | -                   | 905-063-308        | 905-063-309           | -                     | -                  | -                     |
| Fitting alone stainless steel to crimp                         | 905-063-359         | 905-063-354        | 905-063-355           | -                     | -                  | -                     |
| Fitting alone stainless steel to screw in                      | 905-063-356         | 905-063-358        | 905-063-357           | -                     | -                  | -                     |
| Spring for fitting to crimp                                    |                     | 905-063-361        |                       | -                     | -                  | -                     |
| <b>PART NUMBER ACCORDING TO LENGTH WITH FITTINGS per meter</b> |                     |                    |                       |                       |                    |                       |
| A and B fittings (swivel)                                      | #5 JIC              |                    |                       |                       |                    |                       |
| <b>Treated Stainless Steel Fittings</b>                        |                     |                    |                       |                       |                    |                       |
|  |                     | <b>With spring</b> | <b>Without spring</b> | <b>Without spring</b> | <b>With spring</b> | <b>Without spring</b> |
| 15.7 in (0.4 m)  |                     |                    |                       |                       |                    | 050-450-101           |
| 1' 11" (0.6 m)   |                     | 050-450-805        | 050-450-701           |                       |                    | 050-450-106           |
| 2' 7" (0.8 m)  |                     |                    | 050-450-702           |                       |                    | 050-450-107           |
| 3' 3" (1 m)  | -                   | 050-450-809        | 050-450-703           |                       | 050-450-601        | 050-450-102           |
| 6' 7" (2 m)  |                     | 050-450-806        | 050-450-704           |                       | 050-450-602        | 050-450-109           |
| 9' 10" (3 m)   |                     | 050-450-810        | 050-450-705           |                       | 050-450-603        | 050-450-110           |
| 16' 5" (5 m)   |                     | 050-450-801        | 050-450-706           |                       | 050-450-604        | 050-450-108           |
| 24' 7" (7.5 m)   |                     | 050-450-808        |                       |                       | 050-450-605        | 050-450-111           |
| 32' 9" (10 m)  |                     | 050-450-802        | 050-450-707           |                       | 050-450-606        | 050-450-104           |
| 49' 2" (15 m)  |                     | 050-450-811        | 050-450-709           |                       | 050-450-607        | 050-450-112           |
| 65' 7" (20 m)  |                     | 050-450-812        | 050-450-708           |                       | 050-450-608        | 050-450-105           |
| 82' (25 m)   |                     |                    |                       |                       |                    | 050-450-113           |
| 98' 5" (30 m)  |                     |                    |                       |                       | 050-450-609        |                       |
| <b>Stainless Steel Fittings</b>                                |                     |                    |                       |                       |                    |                       |
| 1' 11" (0.6 m)   |                     | 050-450-851        |                       |                       | 050-450-651        |                       |
| 3' 3" (1 m)  |                     |                    |                       | 050-451.151           |                    |                       |
| 16' 5" (5 m)   |                     | 050-450-852        |                       | 050-451.152           | 050-450-652        | 050-450-152           |
| 24' 7" (7.5 m)   |                     | 050-450-853        |                       | 050-451.153           | 050-450-653        | 050-450-153           |
| 32' 9" (10 m)  |                     |                    |                       | 050-451.154           |                    | 050-450-154           |

## ■ Product hoses for suction rod

| HOSE FOR SUCTION ROD     |             |             |             |
|--------------------------|-------------|-------------|-------------|
| Description              | Part number |             |             |
| Polyethylene hose sleeve | Ø 9.5 mm    | Ø 19 mm     | Ø 25 mm     |
| 16' 5" (5 m) cut         | 050-361-005 | 050-366-051 | 050-367-001 |
| 49' 2" (15 m) cut        | 050-361-004 | 050-366-052 | -           |
| 82' (25 m) cut           | 050-361-001 | 050-366-053 | 050-367-003 |
| Grooved conical fitting  | 050-140-517 | 050-140-545 | 050-140-543 |
| Nickeled nut fitting     | 050-271-303 | 050-271-502 | 049-595-306 |
| 1 wing collar            | 906-311-234 | 906-311-207 | 906-311-204 |

## ■ Nitrile air hoses

To use so that the equipment (gun and pump) have the same potential



| HOSES CONFIGURATION                           |                  |                 |                  |                  |
|---|------------------|-----------------|------------------|------------------|
| Description                                   | Part number      |                 |                  |                  |
| Material                                      | Nitrile          | Nitrile         | Nitrile          | Nitrile          |
| Color   | Black            | Black           | Black            | Black            |
| Internal diameter                             | 0.275 in (7 mm)  | 0.315 in (8 mm) | 0.393 in (10 mm) | 0.629 in (16 mm) |
| Conductor                                     | yes              | yes             | yes              | yes              |
| Color   | Gold             | Green           | White            | Blue             |
| Maximum pressure                              | 145 psi (10 bar) |                 |                  |                  |
| P.N. by 16' 5" (5 m) without fitting          | 050-382-005      | 050-389-004     | 050-381-005      | 050-383-005      |
| P.N. by 49' 2" (15 m) without fitting         | 050-382-004      | 050-389-003     | 050-381-004      | 050-383-004      |
| P.N. by 82' (25 m) without fitting            | 050-382-001      | 050-389-001     | 050-381-001      | 050-383-001      |
| P.N. by 328' 1" (100 m) without fitting       | 050-382-002      | 050-389-002     | 050-381-002      | -                |
| Collar SK                                     | 906-311-224      | 906-311-224     | 906-311-226      | 906-311-232      |
| Part number according to length with fittings |                  |                 |                  |                  |
| Fitting A and B                               | 1/4" NPS         |                 | 3/8" NPS         | 26 x 125         |
| 9" (0.25 m)                                   | -                | -               | -                | 050-383-107      |
| 1' 1" (0.35 m)                                | 050-382-101      | -               | -                | -                |
| 1' 6" (0.45 m)                                | -                | -               | -                | 050-383-109      |
| 2' 4" (0.70 m)                                | 050-382-104      | 050-389-104     | -                | 050-383-104      |
| 2' 6" (0.75 m)                                | -                | -               | -                | 050-383-110      |
| 6' 7" (2 m)                                   | 050-382-111      | -               | -                | -                |
| 16' 5" (5 m)                                  | 050-382-109      | 050-389-101     | 050-381-101      | -                |
| 24' 7" (7.5 m)                                | 050-382-114      | 050-389-103     | -                | -                |
| 32' 9" (10 m)                                 | 050-382-110      | 050-389-102     | 050-381-102      | -                |
| 49' 2" (15 m)                                 | 050-382-116      | 050-389-105     | -                | -                |
| 65' 7" (20 m)                                 | 050-382-113      | -               | -                | -                |
| 82' (25 m)                                    | 050-382-217      | -               | -                | -                |

## ■ Polyamide or Polyurethane air hoses

| HOSES CONFIGURATION        |                    |             |             |            |              |            |            |             |
|----------------------------|--------------------|-------------|-------------|------------|--------------|------------|------------|-------------|
| Description                | Part number        |             |             |            |              |            |            |             |
| Material                   | Polyamide          |             |             |            | Polyurethane |            |            |             |
| Color                      | translucent        |             |             | black      |              | blue       |            | black       |
| Internal diameter          | (2.7 x 4 mm)       | (4 x 6 mm)  | (6 x 8 mm)  | (6 x 8 mm) | (8 x 10 mm)  | (4 x 6 mm) | (6 x 8 mm) | (8 x 12 mm) |
| Conductive                 | non                |             |             |            |              |            |            |             |
| Maximum operating pressure | 145 psi (10 bar)   |             |             |            |              |            |            |             |
| Temperature                | up to 140°F (60°C) |             |             |            |              |            |            |             |
| P.N. without fittings      |                    |             |             |            |              |            |            |             |
| 82' (25 m) cut             | -                  | 050-371-001 | 050-371-002 | -          | -            | -          | -          | -           |

## ■ Hose sleeve

| PART NUMBERS |                |              |             |
|--------------|----------------|--------------|-------------|
| Description  | Product hole   | Length       | Part number |
| Hoses sleeve | 1.5 in (40 mm) | 32' 8" (10m) | 129-270-087 |

## ■ AIRLESS polyamide fluid hoses

- Those hoses should be chosen according to the diameter, the length and the pressure used in the application



### HOSES CONFIGURATION SINGLE BRAIDED HOSE

| Description   | Part number           |                       |                       |                       |
|---|-----------------------|-----------------------|-----------------------|-----------------------|
| Conductive  | YES                   |                       |                       |                       |
| Color   | Black                 |                       |                       |                       |
| Internal diameter                                       | 4.8 (3/16")           | 6.35 (1/4")           | 9.52 (3/8")           | 12.7 (1/2")           |
| Max. operating pressure bar                             | 4712 psi<br>(325 bar) | 4350 psi<br>(300 bar) | 3262 psi<br>(225 bar) | 2537 psi<br>(175 bar) |
| Temperature   | up to 212°F (100°C)   |                       |                       |                       |
| Cut of 25 m without fitting                             |                       |                       | 050-450-005           |                       |
| Fitting alone to screw in                               | -                     |                       | 905-060-107           |                       |
| PART NUMBER ACCORDING TO LENGTH WITH FITTINGS per meter |                       |                       |                       |                       |
| A and B fittings (swivel)                               | 1/2 JIC               | 1/2 JIC               | 3/4 JIC               | 7/8 JIC               |
| Treated steel fittings                                  |                       |                       |                       |                       |
| Without spring  |                       |                       |                       |                       |
| 1' 7" (0.5 m)   |                       | 76022                 | 76035                 |                       |
| 3' 3" (1 m)   | 76.010                | 76023                 | 76036                 | 76049                 |
| 6' 5" (2 m)   | 76.012                | 76025                 | 76038                 | 76051                 |
| 9' 10" (3 m)  |                       | 76026                 | 76039                 |                       |
| 16' 5" (5 m)  |                       | 76028                 | 76041                 |                       |
| 19' 8" (6 m)  | 76.016                | 76029                 | 76042                 |                       |
| 22' 11" (7 m)   |                       | 76030                 | 76043                 | 76056                 |
| 26' 3" (8 m)  |                       | 76031                 | 76044                 | 76057                 |
| 32' 9" (10 m)   |                       | 76033                 | 76046                 |                       |
| 39' 4" (12 m)   |                       | 76034                 |                       |                       |

### HOSES CONFIGURATION DOUBLE BRAIDED HOSE

| Description   | Part number           |                       |                       |                       |                       |
|---|-----------------------|-----------------------|-----------------------|-----------------------|-----------------------|
| Conductive  | YES                   |                       |                       |                       |                       |
| Color   | Black                 |                       |                       |                       |                       |
| Internal diameter                                       | 6.35 (1/4")           | 6.35 (1/4")           | 9.52 (3/8")           | 9.52 (3/8")           | 12.7 (1/2")           |
| Max. operating pressure bar                             | 6525 psi<br>(450 bar) | 7250 psi<br>(500 bar) | 5437 psi<br>(375 bar) | 6162 psi<br>(425 bar) | 5437 psi<br>(375 bar) |
| Temperature   | up to 212°F (100°C)   |                       |                       |                       |                       |
| PART NUMBER ACCORDING TO LENGTH WITH FITTINGS PER METER |                       |                       |                       |                       |                       |
| A and B fittings (swivel)                               | 1/2 JIC               | 1/2 JIC               | 3/4 JIC               | 3/4 JIC               | 7/8 JIC               |
| Treated steel fittings                                  |                       |                       |                       |                       |                       |
| Without spring  |                       |                       |                       |                       |                       |
| 1' 7" (0.5 m)   |                       |                       |                       | 76074                 |                       |
| 3' 3" (1 m)   | 050-451-001           |                       | 050-450-905           |                       |                       |
| 6' 5" (2 m)   |                       | 76064                 |                       | 76077                 | 76090                 |
| 9' 10" (3 m)  |                       | 76065                 | 050-450-904           |                       | 76091                 |
| 16' 5" (5 m)  | 050-451-002           | 76067                 | 050-450-903           | 76080                 | 76093                 |
| 19' 8" (6 m)  |                       |                       |                       | 76081                 | 76094                 |
| 26' 3" (8 m)  |                       | 76070                 |                       |                       | 76096                 |
| 32' 9" (10 m)   | 050-451-003           |                       | 050-450-902           | 76085                 |                       |
| 39' 4" (12 m)   |                       | 76073                 |                       | 76086                 |                       |
| 45' 11" (14 m)  |                       |                       |                       | 76842                 |                       |
| 59' 1" (18 m)   |                       |                       |                       | 76844                 |                       |
| 65' 7" (20 m)   |                       |                       | 050-450-901           |                       |                       |

## ■ AIRLESS PTFE fluid hoses



For all products, particularly those which are sensitive to air humidity (like silicone) and those which are chemically aggressive.

### HOSES CONFIGURATION

| Description                      |                       | Part number              |                       |                       |                       |                       |
|----------------------------------|-----------------------|--------------------------|-----------------------|-----------------------|-----------------------|-----------------------|
| Material color                   |                       | Grey with metallic braid |                       |                       |                       |                       |
| Internal diameter                | 3/16 in<br>(4.8 mm)   | 1/4 in<br>(6.35 mm)      | 3/8 in<br>(9.52 mm)   | 3/8 in<br>(9.52 mm)   | 1/2 in<br>(12.7 mm)   | 1/2 in<br>(12.7 mm)   |
| Conductive                       | YES                   |                          |                       |                       |                       |                       |
| Maximum Operating pressure (bar) | 3625 psi<br>(250 bar) | 3625 psi<br>(250 bar)    | 2537 psi<br>(175 bar) | 5075 psi<br>(350 bar) | 5075 psi<br>(350 bar) | 5075 psi<br>(350 bar) |
| Temperature                      | ≤ 230°F (110°C)       |                          |                       |                       |                       |                       |
| Fittings A and B (swivel)        | 1/2 JIC               | 1/2 JIC                  | 3/4 JIC               | 3/4 JIC               | 3/4 JIC               | 7/8 JIC               |
| 1' 1" (0.60 m)                   | 055-729-516           | -                        | -                     | -                     | -                     | -                     |
| 2' 3" (0.70 m)                   | -                     | -                        | 050-451-904           | -                     | -                     | -                     |
| 3' 3" (1 m)                      | -                     | 050-452-001              | 050-451-903           | -                     | -                     | -                     |
| 6' 5" (2 m)                      | -                     | -                        | 050-451-901           | 76800                 | 050-452-204           | 76872                 |
| 9' 10" (3 m)                     | -                     | -                        | -                     | 76801                 | -                     | 76874                 |
| 16' 5" (5 m)                     | -                     | 050-452-002              | 050-451-902           | 76802                 | -                     | 76928                 |
| 22' 11" (7 m)                    | -                     | -                        | -                     | 76803                 | 050-452-201           | -                     |
| 32' 9" (10 m)                    | -                     | -                        | -                     | 76914                 | 050-452-203           | -                     |

## ■ Product hoses for suction rod

### HOSE FOR SUCTION ROD

| Description              |                        | Part number           |                       |  |
|--------------------------|------------------------|-----------------------|-----------------------|--|
| Polyethylene hose sleeve | Ø 0.374 in<br>Ø 9.5 mm | Ø 0.748 in<br>Ø 19 mm | Ø 0.984 in<br>Ø 25 mm |  |
| 16' 5" (5 m) cut         | 050-361-005            | 050-366-051           | 050-367-001           |  |
| 49' 2" (15 m) cut        | 050-361-004            | 050-366-052           | -                     |  |
| 82' (25 m) cut           | 050-361-001            | 050-366-053           | 050-367-003           |  |
| Grooved conical fitting  | 050-140-517            | 050-140-545           | 050-140-543           |  |
| Nickeled nut fitting     | 050-271-303            | 050-271-502           | 049-595-306           |  |
| 1 wing collar            | 906-311-234            | 906-311-207           | 906-311-204           |  |